


Features

- **SNMP proxy agent monitors modules in CH3000 Chassis and external equipment**
- **Easy integration with any standard SNMP-compliant NMS**
- **Provides status, alarms, configuration and SNMP traps**
- **Supports Aurora's Opti-Trace family of management software over a standard IP network**
- **Two 10BaseT ports; second port supports daisy-chaining of CX3001 modules in multiple chassis**
- **RS-232 port for external device monitoring (with auto-detection of AT1550 Series Transmitters)**
- **Normally closed, normally open and common contacts for driving an external alarm**
- **Connector for external +12Vdc chassis backup power**
- **No additional chassis slot required (mounts on top of any power supply module from rear of chassis)**
- **Hot plug-in/out**

www.aurora.com

Communications Module



The CX3001 Communications Module supports the remote configuration and monitoring of modules in the CH3000 Chassis, monitors the chassis mid-plane alarm line (and provides contacts for connection of external alarm equipment) and provides contacts for connection of external chassis backup power. Mounted on top of any power supply module, it does not require a dedicated slot in the chassis.

In addition to compatibility with Aurora's Opti-Trace software, the module's standard SNMP proxy agent enables equipment monitoring and integration with other NMS solutions. The CX3001 maintains a separate cache of status and configuration information for each active CH3000 module during runtime.

One of the CX3001's two 10BaseT ports is used to interface with Aurora's Opti-Trace family of management software over a standard IP network. The second 10BaseT port can be used to daisy-chain additional CX3001 modules to support monitoring of multiple chassis per site, thus reducing requirements for external hubs. An RS-232 port provides an interface for monitoring of externally connected equipment.

The CX3001 also provides automatic healing so that power-down failure will not affect communications within a daisy-chain of remaining CX3001s; in this scenario, management traffic will simply loop through the failed module.

CX3001

Product Specifications

Physical:

- Dimensions:
8.1" D x 1.7" H x 2.0" W (20.6 cm x 4.3 cm x 5 cm)
(Installs in rear of power supply; no separate chassis slot required)
- Weight:
0.5 lbs (0.23 kg)

Environmental:

- Operating temperature range: -20° to $+65^{\circ}\text{C}$ (-4° to 149°F)
- Storage temperature range: -40° to $+85^{\circ}\text{C}$ (-40° to 185°F)
- Humidity: 5% to 95% non-condensing

Power Requirements:

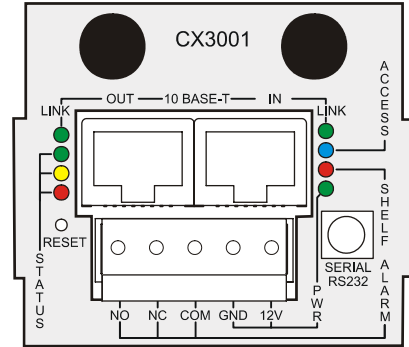
- Input voltage (from chassis mid-plane):
 12 V_{DC} (400 mA)
- Power consumption:
5 W

General:

- Hot plug-in/out
- Management interface: RJ-45 (2 10BaseT ports)

Ethernet Ports:

- Connector type: 8-pin RJ-45 (2 connectors, IN and OUT)
- Cable length: 328 ft (100 m), CAT-5 compliant
- Speed supported: 10 Mbps (full duplex)



Front Panel:

- RS-232 Port: external device monitoring with auto-detection of externally connected AT1550 Series Transmitter
- Shelf Alarms: NC/NO/COM contacts (100 mA max)
- Backup Power: 12V and GND contacts (18.0 A max)
- RESET pushbutton: soft reset and configuration reset

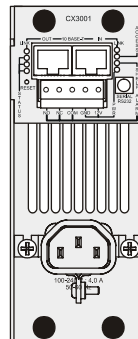
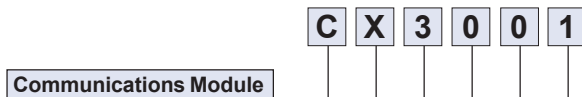
Status Indicator LEDs (left side):

- LINK = Green (Ethernet OUT port link present)
- ALARMS:
Green = OK
Yellow = non-service-affecting alarm (or alarm history present)
Red = service-affecting alarm

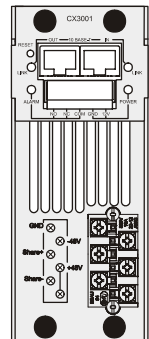
Status Indicator LEDs (right side):

- LINK = Green (Ethernet IN port link present)
- ACCESS = Blue (communications active with chassis mid-plane)
- SHELF = Red (chassis mid-plane shelf alarm present)
- PWR = Green (backup power connected to power connector)

Ordering Information



The CX3001 Communications Module can be installed in either power supply back plate BP-P1 or BP-P2.



Corporate Headquarters
5400 Betsy Ross Drive
Santa Clara, CA 95054
Tel 408.235.7000
Fax 408.845.9045