

Features

- 3RU stackable without spacer requirement
- Mid-plane supports power and management system
- All slots are identical: any combination of modules can be installed in any slot
- Up to 14 active full-depth modules and one power supply
- Up to 32 passive half-depth modules (unpowered chassis)
- Patented dynamic back plates for true plug-and-play
- Supports front and rear module plug-in
- Optional rear-mounted fiber management adapter
- Supports remote SNMP management

www.aurora.com

Chassis



The model CH3000 is Aurora Network's advanced mid-plane, 3 RU chassis design which offers the network operator a platform featuring maximum flexibility, high packaging density and simplicity of operation. The CH3000 is ideal for all types of optical networks, single wavelength, CWDM or DWDM, and for both Analog and Digital transmission techniques.

The CH3000 incorporates the unique combination of two patented design features, the mid-plane platform concept and dynamic back plates on all active modules. The mid-plane provides the DC power bus, the universal communications bus (supporting local and remote SNMP management) and facilitates the installation of modules from either the front or the rear of the chassis. Dynamic back plates simplify pre-wiring of the chassis; module replacement can be accomplished from the front of the chassis without disconnecting/reconnecting cables at the back of the chassis. The combination of mid-plane platform design and the dynamic back plate feature on all active modules makes the CH3000 the industry's most flexible, configurable and future-proof platform for traditional HFC, passive HFC and fiber to the home (FTTH) networks.

The CH3000 also features a very high packaging density design accommodating a wide variety of both active and passive modules. Modules, depending on function performed, are either half platform depth or full platform depth and single or dual width. The CH3000 accepts up to 32 half-depth passive modules or 14 full-depth active modules and a power supply module or configurations combining the use of both full depth and half depth modules. The high packaging density and configuration flexibility make the CH3000 ideal for both Headend and Hub applications where rack space is at a premium.

The CH3000 is available in 2 configurations; Model CH3000C with top and bottom decorative covers and Model CH3000N without the top and bottom decorative covers. An optional fiber management adapter (CH3000U-FM-00) is also available for mounting to the rear of the chassis for routing, organizing and protecting fiber optic cabling.

CH3000

Product Specifications

Physical:

- Dimensions: 13.3" D x 5.22" H x 19.0" W (3RU) (34 cm x 13.5 cm x 48.5 cm)
- Weight:
 - CH3000N 9.6 lbs (4.5 kg) Chassis without covers
 - CH3000C 15.6 lbs (7 kg) Chassis with top and bottom covers
- Slot Configuration:
 - 16 full-depth slots
 - 32 half-depth slots (16 front-loaded and 16 rear-loaded)
- General:
 - All slots are identical (no specific slot allocation)
 - Supports any combinations of modules



Environmental:

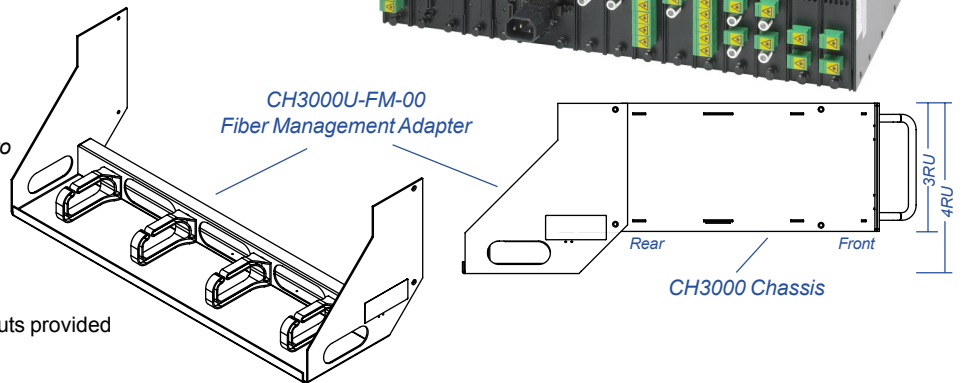
- Operating temperature range: -20° to +65°C (-4° to 149°F)
- Storage temperature range: -40° to +85°C (-40° to 185°F)
- Humidity: 5% to 95% non-condensing

Electrical:




- 32 midplane electrical interconnects (16 front and 16 rear), providing contacts for chassis alarm, slot address, RS-485 communication and 12 VDC power bus
- Supports hot plug-in of modules

Fiber Management Adapter Option:

- Dimensions (*extended depth in addition to CH3000*):
 - 4.75" D x 7.0" H x 19.0" W (4RU) (12.1 cm x 17.8 cm x 48.5 cm)
- Weight: 1.7 lbs (0.8 kg)
- Attachment: 4 screws and self-locking nuts provided with adapter



Ordering Information

<table border="1"> <tr> <td>C</td><td>H</td><td>3</td><td>0</td><td>0</td><td>0</td><td>*</td> </tr> </table> <p>3RU Chassis</p> <p>* = C (with covers) or N (without covers)</p>	C	H	3	0	0	0	*	 <p>CH3000C</p>	 <p>CH3000N</p>						
C	H	3	0	0	0	*									
<table border="1"> <tr> <td>C</td><td>H</td><td>3</td><td>0</td><td>0</td><td>0</td><td>U</td><td>-</td><td>F</td><td>M</td><td>-</td><td>0</td><td>0</td> </tr> </table> <p>4RU Fiber Management Adapter</p>	C	H	3	0	0	0	U	-	F	M	-	0	0	 <p>CH3000U-FM-00</p>	
C	H	3	0	0	0	U	-	F	M	-	0	0			



Corporate Headquarters
 5400 Betsy Ross Drive
 Santa Clara, CA 95054
 Tel 408.235.7000
 Fax 408.845.9045